

TaHoma® DIN-Rail

The 2-in-1 Solution that Makes Your Business Easier

With **TaHoma® DIN-Rail**, connecting a new-build home, whether it's a house or an apartment, has never been so easy and quick, from installation and commissioning to use. It's the ideal solution for newly built homes, making daily life easier for you and the occupants!



TaHoma® DIN-Rail
The latest box dedicated to new-build homes for quick and effective installation and use.

TaHoma® pro
The professional application for easy and reliable commissioning.

About Somfy

Somfy's leading smart management solutions for homes and buildings have been improving people's daily lives for over 50 years. Developed with comfort, ease of use, security and sustainability in mind, our innovations automate and connect rolling shutters, curtains and blinds, gates and garage doors, lighting and heating, alarms systems and more. We are committed to creating useful solutions that are accessible to all, designed for today and beyond.

Somfy Activités SA

50 avenue du Nouveau Monde
BP 152 - 74307 Cluses Cedex
France

www.somfy.com

A BRAND OF **SOMFY** GROUP

somfy

TaHoma® DIN-Rail

Connecting a Home has Never Been so Easy

The new **2-in-1** solution dedicated to new-build homes.



somfy

TaHoma® DIN-Rail



INSTALLATION DESIGNED TO SAVE TIME...

WITH A BOX INTEGRATED DIRECTLY INTO THE BUILDING

TaHoma® DIN-Rail fits directly and easily into the electrical panel during building construction. The compact solution minimises the risk of breakage or theft from the work site and is highly discreet for occupants.



40% MORE COMPACT



A **DIN-Rail CLIP** system that is easy to manipulate

Just **7 DIN UNITS**

Easy access thanks to **REBOOT AND PROG** buttons on the front

CABLES click into place



FOR THE OCCUPANTS:


Comfort always within arm's reach:

Thanks to the new TaHoma® app, occupants are able to intuitively control their equipment from home or remotely:

- Control equipment individually or as a group
- Create personalised scenes
- Add new equipment at their leisure

Comfort that adapts to their needs:

TaHoma® DIN-Rail is compatible with all Somfy products, as well as with partner brands.



GO FURTHER:


Compatible with a Somfy scene launcher to launch programmed scenes with one touch (for example, leaving home, arriving home).

TaHoma® pro


COMMISSIONING AS EASY AS IT IS RELIABLE...

WITH AN APP DEDICATED TO PROFESSIONALS

TaHoma® pro is a mobile phone application that makes it possible to commission on site, and provide quick, effective and error-free troubleshooting. The TaHoma® pro app has been designed to make your daily activity easier so that you boost your productivity.



QUICKER INSTALLATION



Centralised access to installations:

You no longer need a computer or internet access. You can manage everything from the app.

Two possible action modes:

To provide the greatest flexibility and responsiveness during commissioning, TaHoma® pro has two action modes:

- **EXPERT**, with a simplified pairing procedure that makes installation quick and effective, and is available without internet.
- **GUIDED**, to provide step-by-step support during commissioning (requires an internet connection).

Easier management of installed boxes:

Access all your installations using your TaHoma® pro app, while on site or remotely.

And peace of mind during remote interventions:

- Pair with new remote controls.
- Access the user's TaHoma® app during troubleshooting.

NO INTERNET REQUIRED AND NO RISK OF ERRORS:

Register the TaHoma® DIN-Rail box

Pair io-homecontrol® products and access settings